



Copies of any bulletin may be ordered by calling the Section of Epidemiology at (907) 269-8000
or by writing to us at PO Box 240249, Anchorage, Alaska 99524-0249

Bulletin 17
August 3, 1992

HIV INFECTION – ALASKA

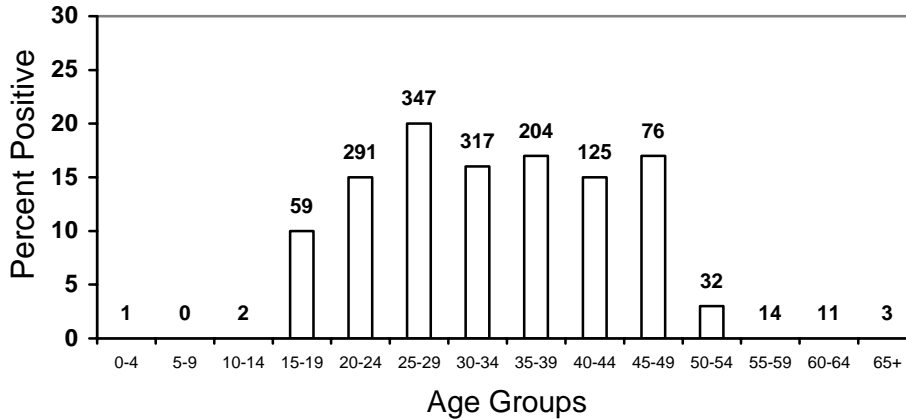
Through June 30, 1992, 432 of 43,148 (1.0%) individuals tested through the Section of Laboratories, Division of Public Health, were positive for HIV infection.

HIV Testing by Race/Ethnicity			HIV Testing by Sex		
Race/Ethnicity	No. Tested	Positive (%)	Sex	No. Tested	Positive (%)
White	29,475	306 (1.0%)	Male	21,960	382 (1.7%)
Alaska Native	8,560	54 (0.6%)	Female	20,940	46 (0.2%)
Black	2,398	38 (1.6%)	Not Specified	248	4
Hispanic	854	25 (2.9%)	Total	43,148	432 (1.0%)
Other	888	5 (0.6%)			
Not Specified	973	4			
Total	43,148	432 (1.0%)			

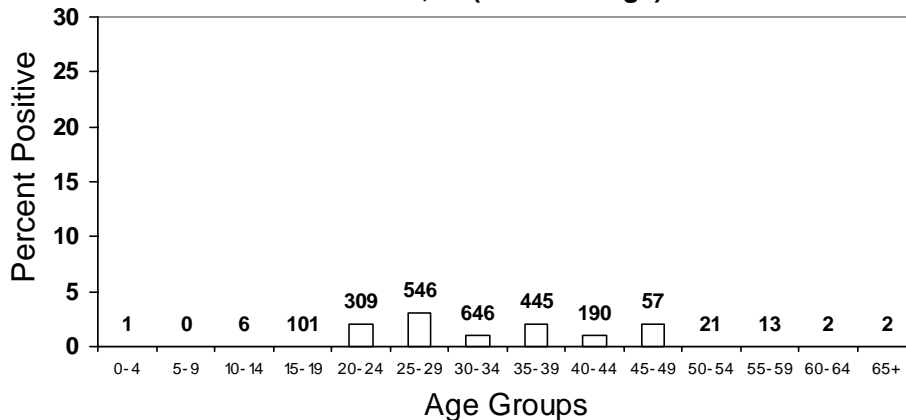
HIV Testing by Age			HIV Testing by Risk			
Age	No. Tested	Positive (%)	Positive/Number Tested (% Positive)			
			Risk Category	Non-Native	Native	Total*
0-9	334	1 (0.3%)	Homosexual/Bisexual Male	215/1268 (17.0)	22/200 (11.0)	238/1483 (16.0)
10-19	3,939	19 (0.5%)	IV Drug User	25/1920 (1.3)	0/381 (0)	26/2340 (1.1)
20-29	16,163	202 (1.2%)	Heterosexual Contact of Person with/or at risk of AIDS	7/1960 (0.4)	3/355 (0.8)	10/2347 (0.4)
30-39	14,618	148 (1.0%)	Hemophiliac	7/16 (43.8)	0/0 (0)	7/16 (43.8)
40-49	5,737	55 (1.0%)	Transfusion with Blood/ Blood Products	6/925 (0.6)	2/254 (0.8)	8/1219 (0.7)
50+	2,343	7 (0.3%)	All Others	114/27526 (0.4)	27/7370 (0.4)	143/35743 (0.4)
Not Specified	14	0	Total	374/33615 (1.1)	54/8560 (0.6)	432/43148 (1.0)
Total	43,148	432 (1.0%)				

*Total includes unknown race

Homosexual and Bisexual Males by Age Group
N = 1483, N (unknown age) = 1

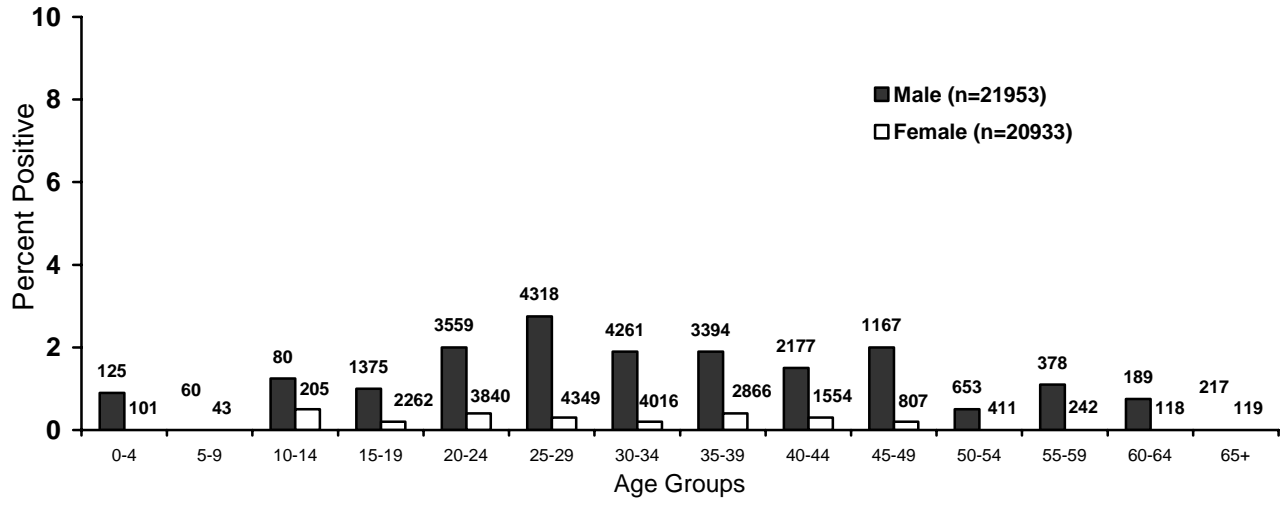


IV Drug Users by Age Group
N = 2340, N (unknown age) = 1



All Individuals by Age Group and Sex

N=43148, N (positive)=432, N (unknown age or sex)=262



All Individuals by Age Group and Race

N=43148, N (positive)=432, N (unknown age or sex)=986

