



Copies of any bulletin may be ordered by calling the Section of Epidemiology at (907) 269-8000 or by writing to us at PO Box 240249, Anchorage, Alaska 99524-0249

Bulletin 2
January 30, 1992

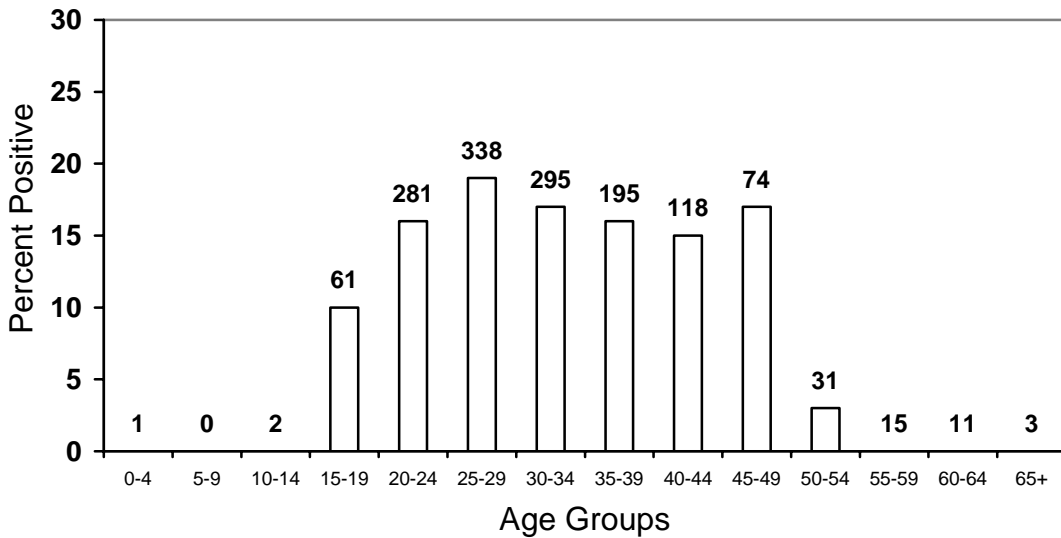
HIV INFECTION – ALASKA

Through December 31, 1991, 407 of 36,058 (1.1%) individuals tested at the Section of Laboratories, Division of Public Health, were positive for HIV infection. The number of individuals tested, number positive, and percent positive are shown below by sex and race/ethnicity:

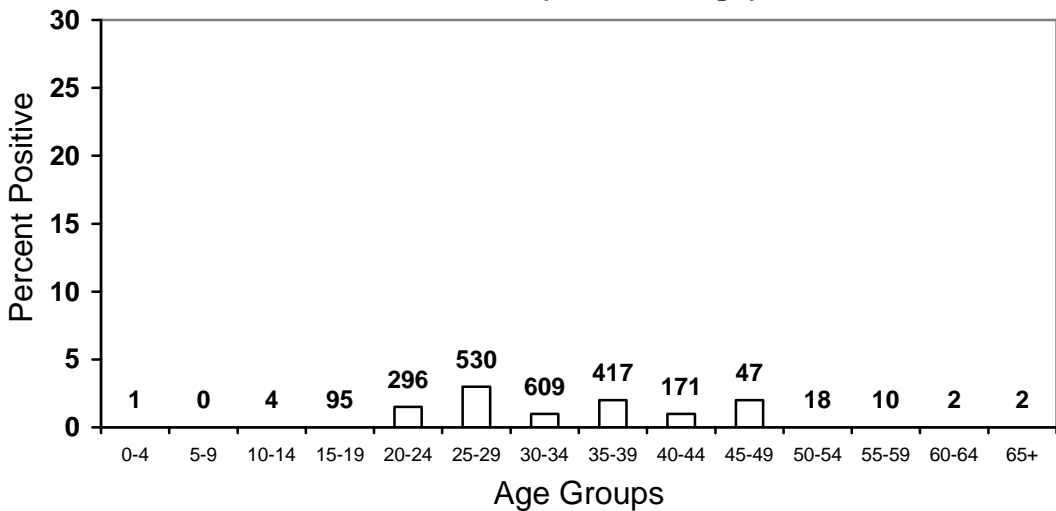
Sex	No. Tested	Positive (%)
Male	18,945	359 (1.9%)
Female	16,896	44 (0.3%)
Not Specified	217	4

Race/Ethnicity	No. Tested	Positive (%)
White	24,959	292 (1.2%)
Alaska Native	6,934	51 (0.7%)
Black	1,985	36 (1.8%)
Hispanic	714	20 (2.8%)
Other	778	4 (0.6%)
Not Specified		4

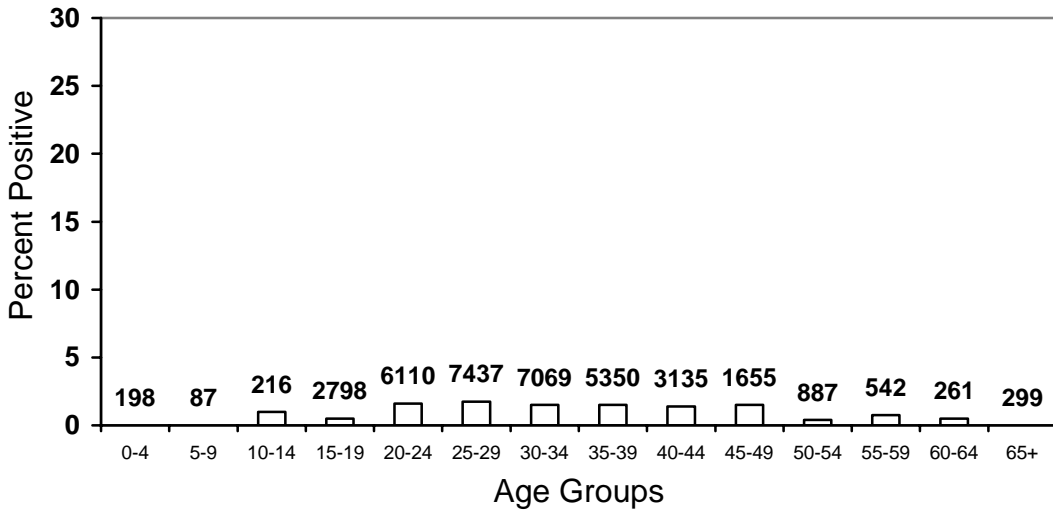
Homosexual and Bisexual Males by Age Group
N = 1426, N (unknown age) = 1



IV Drug Users by Age Group
N = 2203, N (unknown age) = 1



All Individuals by Age Group
N = 36058, N (unknown age) = 14



HIV Testing by Risk

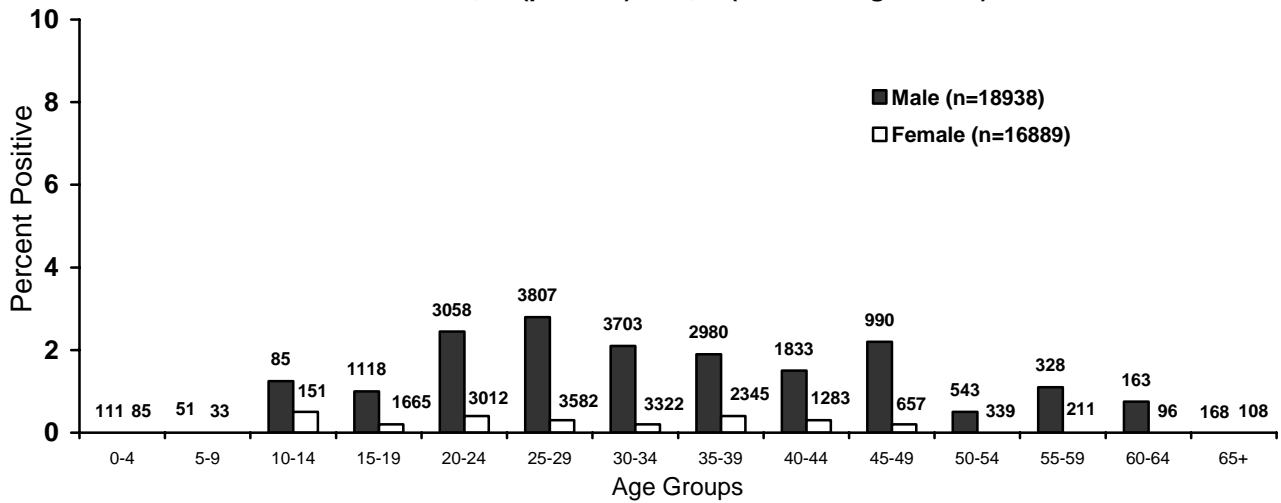
Positive/Number Tested (% Positive)

<u>Risk Category</u>	<u>Non-Native</u>	<u>Native</u>	<u>Total*</u>
Homosexual/Bisexual Male	208/1227 (17.0)	20/184 (10.9)	229/1426 (16.1)
IV Drug User	24/1827 (1.3)	0/342 (0)	25/2203 (1.1)
Heterosexual Contact of Person with/or at risk of AIDS	7/1842 (0.4)	3/327 (0.9)	10/2195 (0.5)
Hemophiliac	7/14 (50.0)	0/0 (0)	7/14 (50.0)
Transfusion with Blood/Blood Products	6/864 (0.7)	2/226 (0.9)	8/1125 (0.7)
All Others	100/22572 (0.4)	26/5855 (0.4)	128/29095 (0.4)
Total	352/28346 (1.2)	51/6934 (0.7)	407/36058 (1.1)

*Total includes unknown race

All Individuals by Age Group and Sex

N=36058, N (positive)=407, N (unknown age or sex)=231



All Individuals by Age Group and Race

N=36058, N (positive)=407, N (unknown age or sex)=791

