



Copies of any bulletin may be ordered by calling the Section of Epidemiology at (907) 269-8000
or by writing to us at PO Box 240249, Anchorage, Alaska 99524-0249

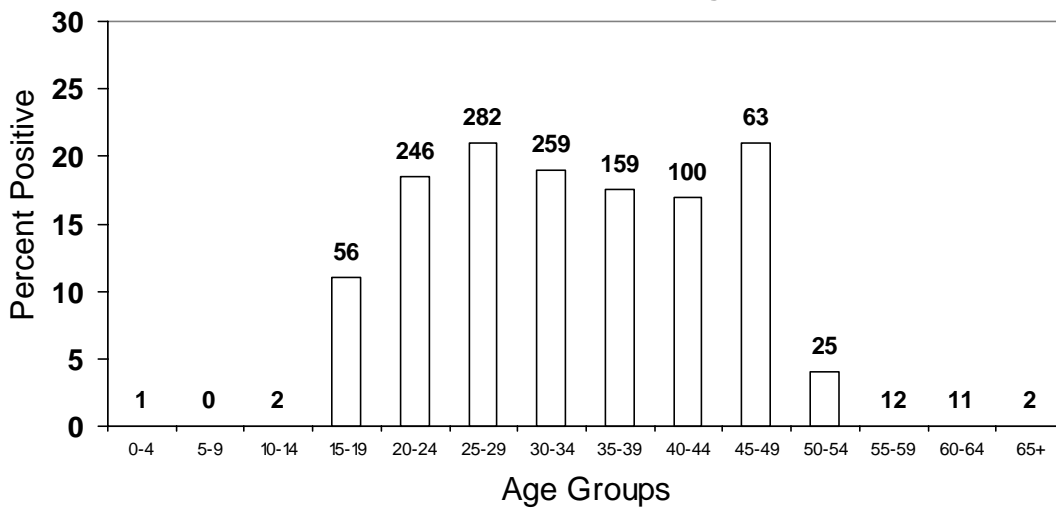
Bulletin No. 4
January 23, 1991

HIV in Alaska, 1985-1990

Through December 31, 1990, 364 of 25,384 (1.4%) individuals tested at the Section of Laboratories, Division of Public Health, were positive for HIV infection. Of 13,523 males tested, 319 (2.4%) were positive and of 11,708 females tested, 41 (0.4%) were positive for HIV infection. Of 4,419 Alaska Natives tested, 34 (0.8%) were positive for HIV infection.

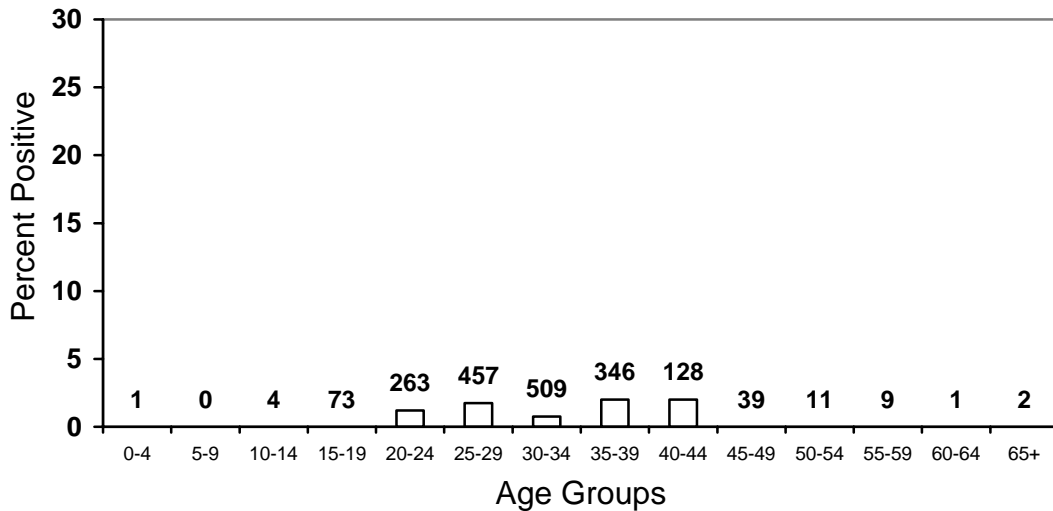
Homosexual and Bisexual Males by Age Group

N = 1219, N (unknown age) = 1

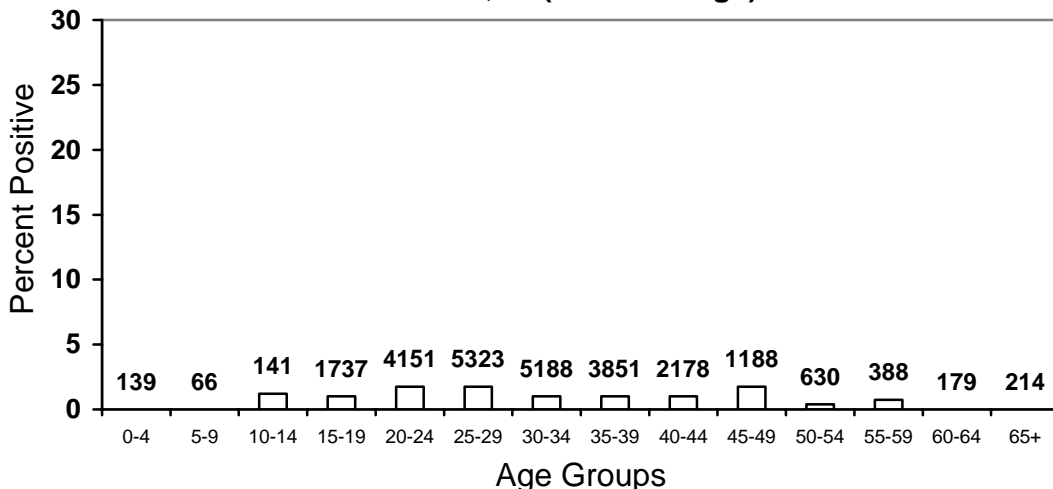


IV Drug Users by Age Group

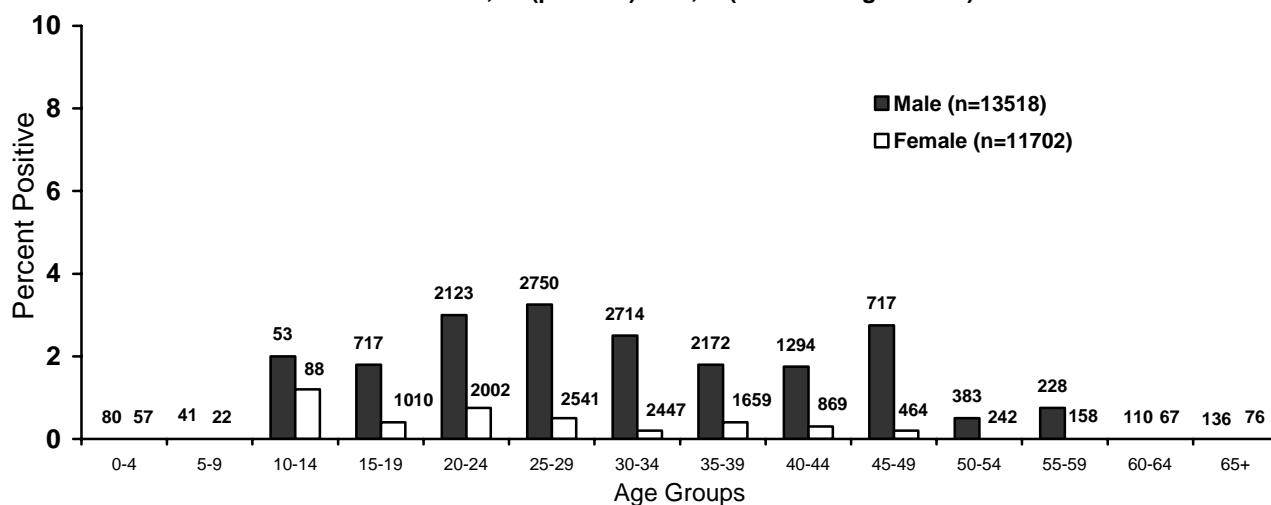
N = 1844, N (unknown age) = 1



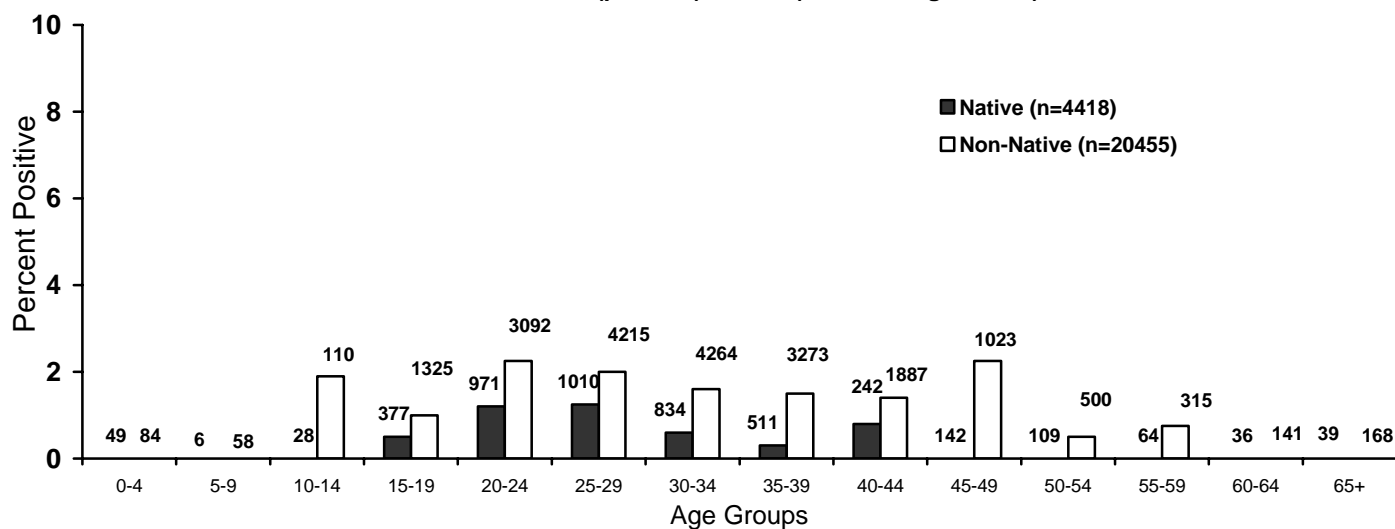
All Individuals by Age Group
N = 25384, N (unknown age) = 11



All Individuals by Age Group and Sex
 N=25384, N (positive)=364, N (unknown age or sex)=164



All Individuals by Age Group and Race
 N=25384, N (positive)=364, N (unknown age or sex)=511



HIV Testing by Risk

Positive/Number Tested (% Positive)

<u>Risk Category</u>	<u>Non-Native</u>	<u>Native</u>	<u>Total*</u>
Homosexual/Bisexual Male	202/1072 (18.8)	13/134 (9.7)	216/1219 (17.7)
IV Drug User	21/1549 (1.4)	0/273 (0)	21/1844 (1.1)
Heterosexual Contact of Person with/or at risk of AIDS	7/1588 (0.4)	2/280 (0.7)	9/1888 (0.5)
Hemophiliac	7/13 (53.8)	0/0 (0)	7/13 (53.8)
Transfusion with Blood/ Blood Products	6/762 (0.8)	1/167 (0.6)	7/956 (0.7)
All Others	84/15481 (0.5)	18/3565 (0.5)	104/19464 (0.5)
Total	327/20465 (1.6)	34/4419 (0.8)	364/25384 (1.4)

*Total includes unknown race